

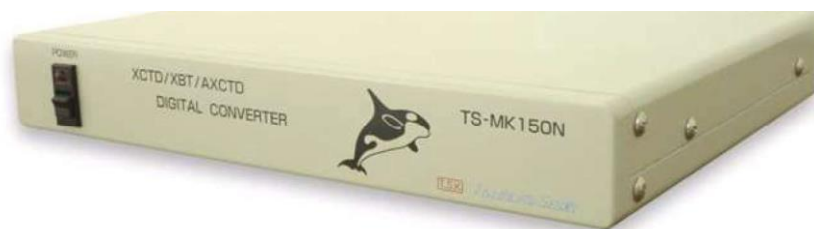
XBT/XCTD System
How to check the version display

In order to apply the new XCTD compatible software, it is necessary to confirm the software version you are currently using.

We will inform you about the confirmation method for each model.

1) Selection of converter model

(a) MK150N



It is used by connecting to a personal computer via USB.

All versions can be updated to the new XCTD compatible version (Ver1.63).

(b) MK130

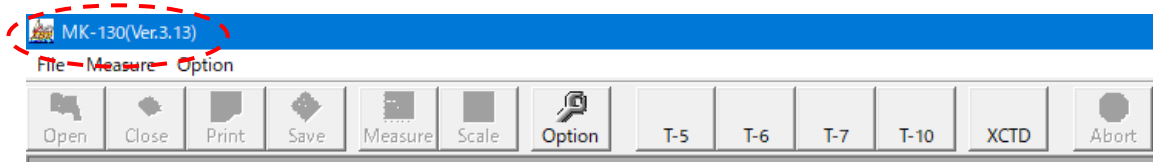


Use an RS232C cable to connect to a personal computer.

The applicable new XCTD compatible version differs depending on the version you are using.

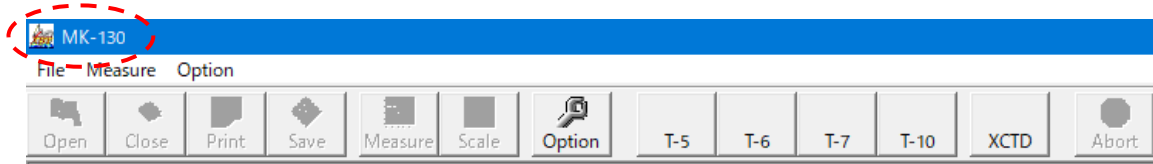
2) How to check the version of MK130

(a) Ver3.02 or later



When you start the program, the product name and version will be displayed in the title.

(b) Ver2.06 or earlier



There is no version display in the title.

3) Confirmation of serial number of MK130 converter



An inscription is attached to the back of the main unit.

Please check the serial number (NUMBER) and the date of manufacture (MFG.DATE).